

AUTOMGEN⁸ Technical Characteristics

A- Required configuration

Computer	PC, with PENTIUM or greater post-processor
Operating system	Microsoft Windows 98 SE (with DIRECTX 8), ME, NT4 (no 3D support), 2000, XP, 2003, VISTA
Operating system	Microsoft Windows XP, VISTA
RAM	128 Mo
RAM	256 Mo
Hard drive	30 Mo + 1Mo per post-processor
Video card	Toute carte assurant un affichage de 800 points par 600, couleur 16 bits, support DIRECTX 8 (pour IRIS 3D)
Video card	Affichage de 1024 points par 748, couleur 16 bits, carte 3D (pour IRIS 3D)
Media	CD-ROM reader (for CD-ROM installation)
Connection	Usually RS232 or USB port (for PLCs connection).

- Minimal configuration
- Recommended configuration

AUTOMGEN⁸ Technical Characteristics

B- Content 1/5

Development environment	Fully parameterizable
Automatism applications software creation workshop	Yes
SCADA	Yes
Process simulation	Yes, 2D and 3D with TOKAMAK physical engine
Simulator	To be carried out on PC with Input / Output piloting.
Pneumatic, hydraulic, electric and digital electronic simulation	Yes : AUTOMSIM module
PL71, PL72, 8051 post-processor	For SCHNEIDER TSX17-10, TSX17-20 PLCs (with or without PL72 or TZ51 cartridge), TSX 27, TSX 47, TSX 47-20 (Eventually with a 20Z51 cartridge)
To communicate with TSX 17-10 and TSX 17-20 PLCs	TSX17ACC8 cable supplied by SCHNEIDER
To communicate with TSX 27, TSX 47 and TSX 47-20 PLCs	RS232 Conversion box / Current loop supplied by SCHNEIDER
PL7 post-processor	For TSX 07 (nano.), TSX 37 (micro) and TSX 57 SCHNEIDER PLCs (premium, use of PL7 Junior or PL7 Pro necessary)
To communicate with TSX07, TSX37 and TSX57 PLCs	RS232 / RS485 conversion cable supplied by SCHNEIDER



Basic configuration



Not supplied



Optional configuration

AUTOMGEN⁸ Technical Characteristics

B- Content 2/5

STEP5 post-processor	For all SIEMENS PLCs using the STEP5
To communicate with SIEMENS S5 PLCs	RS232 conversion box / current loop supplied by SIEMENS
STEP7 post-processor	For SIEMENS S7 CPU 2xx or CPU 3xx PLCs
To communicate with S7 CPU 2xx PLCs	PC/PPI box or USB cable supplied by SIEMENS
To communicate with S7 CPU 3xx PLCs	PC/MPI boxes or USB cable supplied by SIEMENS or one of the communication system available for SIEMENS programming software
ABB post-processor	ABB CS31 and AC31 post-processor
To communicate with ABB PLCs	RS232 cable supplied by ABB
GE-FANUC post-processor	For GE-FANUC 90 Micro or 9030 or CEGELEC 8005 or 8035 PLCs
To communicate with GE-FANUC / CEGELEC PLCs	RS232/RS485 conversion cable supplied by GE-FANUC or CEGELEC
PS3, PS4 and PS416 post-processor	For KLOCKNER-MOELLER PS3, PS4 and PS416 PLCs
To communicate with PS3, PS4 and PS416 PLCs	Communication box supplied by KLOCKNER-MOELLER, SUCOSOFT 5.0 software (trial version usable) for PS4-200, PS4-300, PS416 PLCs



Optional configuration





Not supplied

AUTOMGEN⁸ Technical Characteristics

B- Content 3/5

RPX post-processor	For all CROUZET RPX PLCs
To communicate with RPX PLCs	RS232 conversion box / current loop supplied CROUZET
PB post-processor	For APRIL PB PLCs, including PB15 and PB80.
To communicate with PB PLCs	Conversion box supplied by SCHNEIDER, (possible use of SCOLA7 cable on PB15), emulator for PB80
SMC post-processor	For all APRIL SMC PLCs
To communicate with SMC PLCs	RS232 Conversion box /current loop supplied by SCHNEIDER
OMRON post-processor	For OMRON C, CV or CS PLs
To communicate with OMRON PLCs	RS232 cable or communication box supplied by OMRON. (requires CX-PROGRAMMER SOFTWARE V2.0 for CS or CV PLCs)
ALSPA post-processor	CEGELEC C50 and C100 post-processors
To communicate with ALSPA PLCs	UT/PC or 7D0x box supplied by CEGELEC


 Optional configuration


 Not supplied

AUTOMGEN⁸ Technical Characteristics

B- Content 4/5

FESTO post-processor	For FPC101, FPC103 or FEC PLCs (requires the FST FESTO software for FEC)
To communicate with FESTO PLCs	RS232 cable supplied FESTO
ZELIO post-processor	For SCHNEIDER ZELIO unit
To communicate with the ZELIO unit	Cable supplied by SCHNEIDER
PL73 post-processor	For all SCHNEIDER PLCs using the PL73 language
To communicate with TSX PLCs using the PL73 language	RS232 conversion cable / current loop
ALLEN BRADLEY post-processor	For SLC and PLC ALLEN-BRADLEY PLCs (use of ALLEN-BRADLEY software is necessary)
To communicate with ALLEN-BRADLEY PLCs	Connection system supplied by ALLEN-BRADLEY
MITSUBISHI FX post-processor	For FX MITSUBISHI PLCs
To communicate with MITSUBISHI PLCs	Connection system supplied by MITSUBISHI
6803 post-processor	For ML32 PLCs

 Optional configuration

 Not supplied

AUTOMGEN⁸ Technical Characteristics

B- Content 5/5

MITSUBISHI Q post-processor	For Q MITSUBISHI PLCs
To communicate with MITSUBISHI Q PLCs	Connection system supplied by MITSUBISHI, GX DEVELOPPER V7 software
LANGUAGE C post-processor	For all targets that can be programmed in language C
ZELIO post-processor	For SCHNEIDER ZELIO unit
To communicate with the ZELIO unit	Cable supplied by SCHNEIDER
TWIDO post-processor	For SCHNEIDER TWIDO plc
To communicate with the TWIDO plc	RS232 / RS485 conversion cable supplied by SCHNEIDER
ZELIO 2 post-processor	For SCHNEIDER ZELIO 2 unit
To communicate with the ZELIO 2 unit	Cable supplied by SCHNEIDER
PANASONIC post-processor	For NAIS PANASONIC plc
To communicate with the PANASONIC PLCs	Cable supplied by PANASONIC, FPWIN PRO 5 software
Others	Consult us



Optional configuration



Not supplied

AUTOMGEN⁸ Technical Characteristics

C– Detailed characteristics (1/5)

Languages	Norm CEI-1131, Grafcet, Ladder, Logical charts, functional blocks, organisation charts, ST literal, GEMMA
Temporisation	From 1 month to 40 days, normal Grafcet syntax (Launching duration / variable).
Grafcet	Well steps, source steps, Macro-steps, forcing, memorisation of states, settings, encapsulation, 60848 grafcet norm.
Grafcet	Forcing a folio by drawing it by its name. Conditional action written in the rectangles of the action.
Symbols	Any text with the exception of reserved operators.

AUTOMGEN⁸ Technical Characteristics

C– Detailed characteristics (2/5)

Project Manager	Arborescent management of all of the elements of the application
Environment	“Expert” and “Beginner” mode
Configuration of post-processors	By means of arborescence and elements of dialogue.
Safeguard	1 file only per application, containing all of the elements of the project: folios, symbols, 2D and 3D iris objects, etc ...
Impression	The impression of a complete dossier with files, symbols, cross-references, general idea more so than impression.
Impression	Automatic division of the big folios for the impression
Protection	By means of a code linked to a PC, registration by means of fax or e-mail, TCP IP network permit management.

AUTOMGEN⁸ Technical Characteristics

C– Detailed characteristics (3/5)

2D supervisor	Integrated
2D process simulator	Integrated
Library of predefined objects	Integrated - extension possible by user.
3D process simulator	Importation of 3D VRML or 3DS files (SOLIDCONCEPTER, SOLIDWORKS, etc ...)
3D process simulator	Generation of AVI files in order to demonstrate the process
3D process simulator	TOKAMAK physical engine for gravity and objects interactions
3D process simulator	Predefined and extendable « evolved » 3D objects library
Importation of applications	Importation of the GIG files from CADEPA
Importation of applications	Importation of the FEF De PL7 Micro, PL7Junior, PL7 Pro files, importation of the PL72, APRIL series 100 applications, and SMC (with integrated translators in PL7)
Deployment and exchange of the applications	Generation of manageable, auto compacted free of right, project files.

AUTOMGEN⁸ Technical Characteristics

C– Detailed Characteristics (4/5)

Input / Output piloting on PC	Use of the following Input / Output systems: PIA 8555, TSX 07, TSX17-20, CROUZET RPXIO and MILLENIUM, LEGO interfaces, FISCHERTECHNIK interface, POLYDIS interfaces, ELECTROME models and interfaces , JEULIN interface, VELLEMAN K8000 interface, FAMILIC model, CHRYSIS PILOTIX models, CIF interfaces, ZELIO unit, JBUS and MODBUS protocol, MODULINK by WEIDMULLER input / output, for others, consult us.
-------------------------------	--

AUTOMGEN⁸ Technical Characteristics

C– Detailed Characteristics (5/5)

Pneumatic	Accessory Actuators Directional valves Flow control Flow lines Links Logic Pressure control Push buttons Sensors Sequencers Timers
Hydraulic	Accessory Actuators Directional valves Flow controls Flow lines Links Pressure controls Sensors
Electric	Accessory Connections Contacts Links Motors Output components Power sources Sensors
Digital electronic	Coders, decoders, comparators Counters Display Flip-flop Logical gates Other Power sources